



# PRODUCT CATALOG



# COOKING APPLIANCES

Imagine being able to cook your favorite meals in your RV with the same precision and control as you would in your home kitchen. With InVision's gas ranges and range hoods, RVers can say goodbye to bland meals and hello to culinary excellence on the road. InVision's gas ranges offer high heat outputs, allowing RV chefs to cook a variety of meals quickly and efficiently. InVision's innovative range hoods are specifically designed for RVs, ensuring the cooking experience is not only enjoyable but also safe. Life on the road doesn't mean sacrificing the joy of cooking. With InVision's gas ranges and range hoods, RVers can have it all.



COOKTOPS



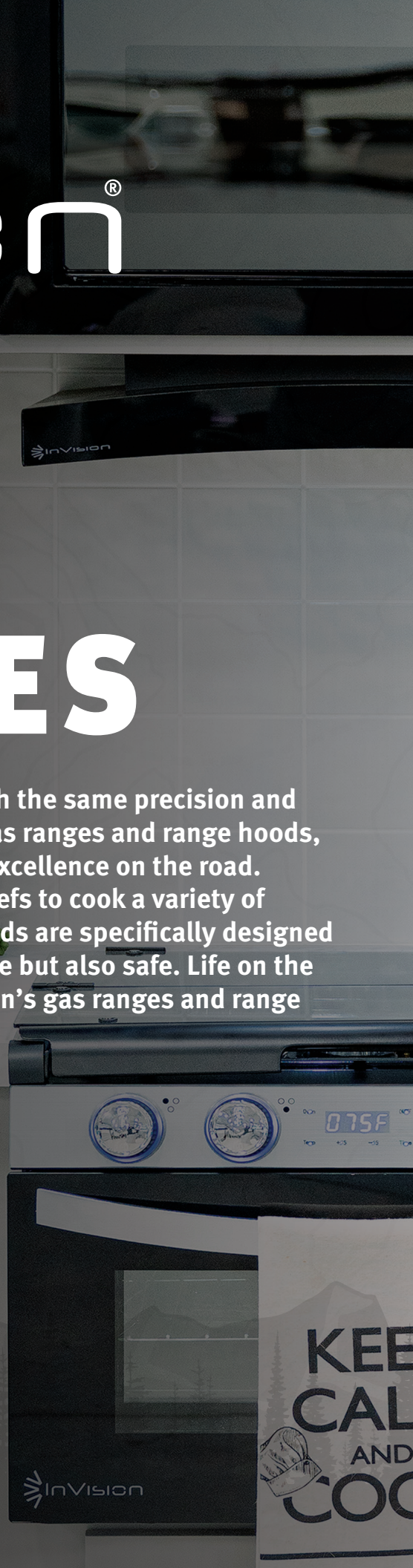
SLIDE IN RANGES



RANGE HOOD VENTS



MICROWAVES





# INDUCTION COOKTOPS



Compact/Portable



Fast Heating



Cool-to-Touch  
Surface



Multiple Cooking  
Modes

<b>Product</b>	Single induction
<b>Color</b>	Black
<b>Part # OEM</b>	410-2011
<b>Power Req'd</b>	120VAC
<b>Rated Power</b>	1800W
<b>Dimensions (LxWxH)</b>	2.4"x11.8"x14.7"
<b>Weight</b>	10.5lbs



Dual Cooking Zones



Precise Temp Control



Safety Features

<b>Product</b>	Double induction
<b>Color</b>	Black
<b>Part # OEM</b>	410-2021
<b>Power Req'd</b>	120VAC
<b>Rated Power</b>	300W-1800W
<b>Power Levels</b>	Right Burner: 6 power settings Left Burner: 8 power settings
<b>Dimensions (LxWxH)</b>	14.1"x20.5"x2.197"
<b>Weight</b>	10.5lbs



Dual Cooking  
Options



Space-Saving  
Design



Energy Efficiency



Safety Features

<b>Product</b>	Combo Gas/Induction
<b>Color</b>	Black
<b>Part # OEM</b>	410-2022
<b>Power Req'd</b>	120VAC
<b>Rated Power</b>	1500W / 5800 BTU
<b>Dimensions (LxWxH)</b>	2.4"x11.8"x14.7"
<b>Weight</b>	10.5lbs



# SLIDE IN COOKTOPS



Compact Design



Stainless Steel Finish



Fold Away Glass Lid



Backlit Control Knobs

Product	Two Burner Vertical
Color	Stainless Steel
Part # OEM	410-2020
Power Req'd	12V
Burner BTU	6500, 6500
Dimensions (LxWxH)	11.93"x22.44"x4.8"
Weight	15.65 lbs



Multiple Cooking Zones



Stainless Steel Finish



Fold Away Glass Lid



Backlit Control Knobs

Product	Three Burner
Color	Stainless Steel
Part # OEM	410-2030
Power Req'd	12V
Burner BTU	8000, 6500, 6500
Dimensions (LxWxH)	21.46"x22.44"x4.8"
Weight	24.7 lbs





# GAS RANGES



Multiple Cooking Zones



Spacious Oven



Fold Away Glass Lid

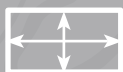


Backlit Control Knobs

<b>Product</b>	17" Range
<b>Color</b>	Black
<b>Part # OEM</b>	400-2730
<b>Part # AM</b>	480-2730
<b>Power Req'd</b>	12V
<b>Burner BTU</b>	6500, 7100, 8000
<b>Oven Temp Range</b>	350°-500°F
<b>Interior Fan CFM</b>	0.5
<b>Dimensions</b>	16.7" x 21.5" x 22"
<b>Weight</b>	60 lbs.



Multiple Cooking Zones



Spacious Oven



Fold Away Glass Lid



Backlit Control Knobs

<b>Product</b>	21" Range
<b>Color</b>	Black
<b>Part # OEM</b>	400-2230
<b>Part # AM</b>	480-2230
<b>Power Req'd</b>	12V
<b>Burner BTU</b>	6500, 7100, 8000
<b>Oven Temp Range</b>	350°-500°F
<b>Interior Fan CFM</b>	0.5
<b>Dimensions</b>	20.7" x 21.5" x 22"
<b>Weight</b>	67 lbs.



4 High Performance Burners



Convection Oven



Freestanding design



Electronic Ignition

<b>Product</b>	24" Free Standing Range
<b>Color</b>	Stainless Steel
<b>Part # OEM</b>	400-4340
<b>Power Req'd</b>	120VAC
<b>Burner BTU</b>	6000, 6000, 9100, 3500
<b>Oven Temp Range</b>	350°-500°F
<b>Interior Fan CFM</b>	0.5
<b>Dimensions (LxWxH)</b>	16.7" x 21.5" x 22"
<b>Weight</b>	116.8 lbs.



# MICROWAVES

10  
POWER  
LEVELS

For Precise  
Cooking



Included  
Trim Kit



One-Touch Quick  
Start Options

900  
watts

of Microwave  
Cooking Power



**Product** 0.9 cu. ft. Microwave with Trim Kit

**Color** Black Stainless Steel

**Part # OEM** 300-2200 300-4200

**Power Req'd** 120V

**Amps** 20

**Dimensions (LxWxH)** 23.45" x 14.36" x 14.95"

**Weight** 26.6 lbs.



3-in-1 Microwave



Digital Touch  
Controls

1.0  
cu. ft.

Capacity

900  
watts

of Microwave  
Cooking Power



**Product** 1.0 cu. ft. Convection, Air Fryer, Microwave  
Combo with Trim Kit

**Color** Stainless Steel Black

**Part # OEM** 300-4300 300-2300

**Power Req'd** 120V

**Amps** 20

**Dimensions (LxWxH)** 23.36" x 16.57" x 15.1"

**Weight** 26.6 lbs.



Built-In Ventilation  
System



LED  
Lighting

1.6  
cu. ft.

Capacity

1000  
watts

of Microwave  
Cooking Power



**Product** 1.6 cu. ft Over-the-Range Microwave

**Color** Black Stainless Steel

**Part # OEM** 300-2200 300-4200

**Power Req'd** 120V

**Amps** 15-20

**Dimensions (LxWxH)** 29.875" x 17" x 16.48"

**Weight** 55 lbs.



Built-In Ventilation  
System



LED  
Lighting



3-in-1 Microwave

1000  
watts

of Microwave  
Cooking Power

**Product** 1.7 cu. ft. OTR Microwave with Convection

**Color** Stainless Steel

**Part # OEM** 300-4460

**Power Req'd** 120V

**Amps** 15-20

**Dimensions (LxWxH)** 29.875" x 17.875" x 16.875"

**Weight** 67 lbs.



# RANGE HOODS



Dual Fan Speeds  
65/80 CFM



Vented  
Ventilation



Integrated Bright  
LED Lighting



Black or Stainless  
Finish

<b>Product</b>	13" Vented Range Hood	
<b>Color</b>	Black	Stainless Steel
<b>Part # OEM</b>	200-2110	200-4110
<b>Power Req'd</b>	12V	
<b>Amp Draw</b>	0.8A	
<b>Fan Speeds</b>	2450 r/min	
<b>Dimensions (LxWxH)</b>	13" x 16.25" x 4.62"	
<b>Weight</b>	4.29 lbs	

<b>Product</b>	22" Vented Range Hood	
<b>Color</b>	Black	Stainless Steel
<b>Part # OEM</b>	200-2100	200-4100
<b>Part # AM</b>	280-2100	280-4100
<b>Power Req'd</b>	12V	
<b>Amp Draw</b>	0.8A	
<b>Fan Speeds</b>	2450 r/min	
<b>Dimensions (LxWxH)</b>	22" x 16.25" x 4.62"	
<b>Weight</b>	4.29 lbs	



Dual Fan Speeds  
65/80 CFM



Ventless  
Ventilation



Integrated Bright  
LED Lighting



Black or Stainless  
Finish

<b>Product</b>	13" Ventless Range Hood	
<b>Color</b>	Black	Stainless Steel
<b>Part # OEM</b>	200-2310	200-4310
<b>Power Req'd</b>	12V	
<b>Amp Draw</b>	0.8A	
<b>Fan Speeds</b>	2450 r/min	
<b>Dimensions (LxWxH)</b>	13" x 16.25" x 4.62"	
<b>Weight</b>	4.29 lbs	

<b>Product</b>	22" Ventless Range Hood	
<b>Color</b>	Black	Stainless Steel
<b>Part # OEM</b>	200-2300	200-4300
<b>Part # AM</b>	280-2300	280-4300
<b>Power Req'd</b>	12V	
<b>Amp Draw</b>	0.8A	
<b>Fan Speeds</b>	2450 r/min	
<b>Dimensions (LxWxH)</b>	22" x 16.25" x 4.62"	
<b>Weight</b>	4.29 lbs	







# REFRIGERATION

Maximize a range of RV kitchen layouts with refrigeration units from InVision. InVision refrigerators not only keep food fresh and cool, but they also match the aesthetic of an RV seamlessly. No more clashing appliances or compromising on style. With options like dual swing doors, residential sizes, and French door design; InVision refrigerators maximize accessibility and storage putting everything an RVer needs right at their fingertips. The spacious designs also eliminate the need to cram groceries into a tiny fridge or interrupt travels to constantly restock. With InVision, RV owners have ample space to stock up for those long road trips.



COMPACT



RESIDENTIAL STYLE



DUAL SWING



# REFRIGERATORS



1.7 cu. ft.  
Capacity



5 Dial  
Settings



Left or Right  
Hand Swing



Space Saving  
Solution

<b>Product</b>	1.7 cu. ft. Refrigerator	
<b>Color</b>	Black	
<b>Door Hinge</b>	Left	Right
<b>Part # OEM</b>	100-2441	100-2411
<b>Power Req'd</b>	110V	
<b>Amps</b>	12	
<b>Temp Settings</b>	5 dial settings	
<b>Refrigerant/Quantity</b>	R600a / .42 fl. oz.	
<b>Dimensions (LxWxH)</b>	17.2" x 18.62" x 20.2"	
<b>Weight</b>	33 lbs.	



3.2 cu. ft.  
Capacity



7 Dial  
Settings



Left or Right  
Hand Swing



Space Saving  
Solution

<b>Product</b>	3.2 cu. ft. Refrigerator	
<b>Color</b>	Black	
<b>Door Hinge</b>	Left	Right
<b>Part # OEM</b>	100-2341	100-2311
<b>Power Req'd</b>	110V	
<b>Amps</b>	10	
<b>Temp Settings</b>	7 dial settings	
<b>Refrigerant/Quantity</b>	R600a / .78 fl. oz.	
<b>Dimensions (LxWxH)</b>	18.4" x 17.5" x 33.4"	
<b>Weight</b>	67 lbs.	



4.2 cu. ft.  
Capacity



7 Dial  
Settings



Left or Right  
Hand Swing



Shelf and Door  
Storage

<b>Product</b>	4.2 cu. ft. Refrigerator with Top Freezer			
<b>Color</b>	Black		Stainless Steel	
<b>Door Hinge</b>	Left	Right	Left	Right
<b>Part # OEM</b>	150-2643	150-2613	150-4643	150-4613
<b>Power Req'd</b>	12V/24V			
<b>Amps</b>	12/6			
<b>Temp Settings</b>	7 dial settings			
<b>Refrigerant/Quantity</b>	R600a / 1.4 fl. oz.			
<b>Dimensions (LxWxH)</b>	18.48" x 19.15" x 43.53"			
<b>Weight</b>	75 lbs.			



# REFRIGERATORS



4.8 cu.ft.  
Capacity



7 Dial  
Settings



Left or Right  
Hand Swing



Shelf and Door  
Storage

<b>Product</b>	4.8 cu. ft. Refrigerator with Top Freezer			
<b>Color</b>	Black		Stainless Steel	
<b>Door Hinge</b>	Left	Right	Left	Right
<b>Part # OEM</b>	150-2642	150-2612	150-4642	150-4612
<b>Power Req'd</b>	12V/24V			
<b>Amps</b>	12/6			
<b>Temp Settings</b>	7 dial settings			
<b>Refrigerant/Quantity</b>	R600a / 1.5 fl. oz.			
<b>Dimensions (LxWxH)</b>	18.64" x 19.18" x 49.62"			
<b>Weight</b>	81.5 lbs.			



8 cu.ft.  
Capacity



7 Dial  
Settings



Left or Right  
Hand Swing



Shelf and Door  
Storage

Product	7.7 (8) cu. ft. Refrigerator with Top Freezer			
Color	Black		Stainless Steel	
Door Hinge	Left	Right	Left	Right
Part # OEM	140-2742	140-2712	140-4742	140-4712
Part # AM	180-2742	180-2712	180-4742	180-4712
Power Req'd	DC 12V			
Amps	12			
Temp Range	Fridge: ~39°F - ~45°F		Freezer: -4°F - 10.4°F	
Refrigerant/Quantity	R600a / 1.6 fl. oz.			
Dimensions (LxWxH)	55.5" x 22.8" x 21.85"			
Weight	92.6 lbs.			



Bottom Mount  
Freezer



Left or Right  
Hand Swing



Digital Controls



Shelf and Door  
Storage

Product	10.7 cu. ft. Refrigerator with Bottom Freezer			
Color	Black		Stainless Steel	
Door Hinge	Left	Right	Left	Right
Part # OEM	100-2542	100-2512	100-4542	100-4512
Power Req'd	DC 12V			
Amps	12			
Temp Range	Fridge: ~33°F - ~45°F		Freezer: -4°F - 10.4°F	
Refrigerant/Quantity	R600a / 1.69 fl. oz.			
Dimensions (LxWxH)	26.4" x 24" x 60.2"			
Weight	121 lbs.			





# REFRIGERATORS



Bottom Mount  
Freezer Drawer



Dual Swing Door



Humidity Control  
Drawers



Black or Stainless  
Finish

Product	10.7 cu. ft. Dual Swing Refrigerator	
Color	Black	Stainless Steel
Part # OEM	100-2562	100-4562
Part # AM	180-2562	180-4562
Power Req'd	DC 12V	
Amps	12	
Temp Range	Fridge: ~33°F - ~45°F	Freezer: -4°F - 10.4°F
Refrigerant/Quantity	R600a / 1.69 fl. oz.	
Dimensions (LxWxH)	59.8" x 23.6" x 25.9"	
Weight	127.6 lbs	



10.7 cu.ft.  
Capacity



Left or Right  
Hand Swing



Digital Controls



Shelf and Door  
Storage

<b>Product</b>	10.7 cu. ft. Refrigerator with Top Freezer			
<b>Color</b>	Black	Stainless Steel		
<b>Door Hinge</b>	Left	Right	Left	Right
<b>Part # OEM</b>	100-2642	100-2612	100-4642	100-4612
<b>Power Req'd</b>	DC 12V			
<b>Amps</b>	20			
<b>Temp Range</b>	Fridge: ~39°F - ~45°F    Freezer: -4°F - 10.4°F			
<b>Refrigerant/Quantity</b>	R600a / 1.45 fl. oz.			
<b>Dimensions (LxWxH)</b>	26.6" x 23.5" x 57.3"			
<b>Weight</b>	121 lbs.			



French Style  
Doors



Humidity Control  
Drawers



Black or Stainless  
Finish



COMPACT  
Space Saving  
Solution

<b>Product</b>	12.3 cu. ft. French Door Refrigerator		
<b>Color</b>	Stainless Steel		
<b>Part # OEM</b>	100-4555		
<b>Power Req'd</b>	DC 12V		
<b>Amps</b>	12		
<b>Temp Range</b>	Fridge: ~34°F - ~45°F    Freezer: 0°F - 10°F		
<b>Refrigerant/Quantity</b>	R600a / 2.03 fl. oz.		
<b>Dimensions (LxWxH)</b>	26" x 23.6" x 65.8"		
<b>Weight</b>	157 lbs.		



# REFRIGERATORS



French Style  
Doors



Humidity Control  
Drawers



Black or Stainless  
Finish



LED Lighting

Product	17 cu. ft. French Door Refrigerator	
Color	Black	Stainless Steel
Part # OEM	100-2552	100-4552
Part # AM	180-2552	100-4552
Power Req'd	DC 12V	
Amps	12	
Temp Range	Fridge: 33.8°F - 44.6°F    Freezer: 0.4°F - 10.4°F	
Refrigerant/Quantity	R600a / 2.3 fl. oz.	
Dimensions (LxWxH)	32.6" x 27.3" x 72.01"	
Weight	222.7 lbs	



French Style  
Doors



Humidity Control  
Drawers




Additional  
Freezer Drawer



Black Glass  
Finish

Product	18 cu. ft. French Door Refrigerator with 2 Freezers	
Color	Black	
Part # OEM	100-2152	
Power Req'd	DC 12V	
Amps	12	
Temp Range	Fridge: 33.8°F - 44.6°F    Freezer: 0.4°F - 10.4°F	
Refrigerant/Quantity	R600a / 2.54 fl. oz.	
Dimensions (LxWxH)	32.8" x 26.9" x 72.1"	
Weight	240 lbs	



French Style  
Doors



Humidity Control  
Drawers



LED Lighting



Black Glass  
Finish

Product	20 cu. ft. French Door Refrigerator	
Color	Black	
Part # OEM	100-2952	
Power Req'd	DC 12V	
Amps	21	
Temp Range	Fridge: 33.8°F - 44.6°F    Freezer: 0.4°F - 10.4°F	
Refrigerant/Quantity	R600a / 2.65 fl. oz.	
Dimensions (LxWxH)	35.9" x 27.8" x 70.1"	
Weight	240 lbs	



# SPECIALTY REFRIGERATORS



Slim Design



Holds up to 7  
bottles



Integrated  
Door Lock



Black Glass  
Finish

Product	7 Bottle Slim Wine Cooler
Color	Black
Part # OEM	130-0041
Power Req'd	115V
Amps	0.9A
Refrigerant/Quantity	R600a / .44 fl. oz.
Dimensions (LxWxH)	5.7" x 18.7" x 34"
Weight	45.4 lbs







# LAUNDRY

Revolutionize laundry day with InVision's line of washers and dryers designed specifically for the RV lifestyle. InVision's laundry solutions include a slim-fit stackable washer and dryer, a front load washer, and a front load dryer. With the front load system, RV owners enjoy the benefits of energy efficiency, easy loading, and superior cleaning power. With InVision's space-saving stackable design, RVers can maximize every inch of their interior living space, giving them the freedom to enjoy their travels without compromise. And with all InVision washers and dryers RV owners can enjoy whisper quiet operation and hassle-free laundry on the road.



FRONT LOAD WASHERS



FRONT LOAD DRYERS

# WASHER/DRYER VENTED

2:18

Digital Display

16

16 Programs  
Cycles



Auto Balance



Child Lock

<b>Product</b>	2.5 cu. ft. Stackable Washer to be paired with Vented Dryer
<b>Color</b>	White
<b>Part # OEM</b>	610-3910
<b>Part # AM</b>	680-3910
<b>Power Req'd</b>	120V
<b>Amps</b>	11
<b>Wash Capacity</b>	22 lbs
<b>Inner Tub</b>	Stainless Steel
<b>Certifications</b>	UL, Energy Star
<b>Dimensions (LxWxH)</b>	23.4" x 23.4" x 33.5"
<b>Weight</b>	160.9



2:18

Digital Display



Vented

4

4 programs + 4  
dry levels



Child Lock

<b>Product</b>	3.5 cu. ft. Stackable Dryer, Vented
<b>Color</b>	White
<b>Part # OEM</b>	620-3910
<b>Part # AM</b>	690-3910
<b>Power Req'd</b>	120V
<b>Amps</b>	12
<b>Drying Capacity</b>	15.4lbs
<b>Inner Drum</b>	Stainless Steel
<b>Certifications</b>	UL, Energy Star
<b>Dimensions (LxWxH)</b>	23.6" x 21.5" x 32.3"
<b>Weight</b>	57.3 LBS



## DRYER VENT KIT



<b>Product</b>	Dryer Exhaust Vent Kit		
<b>Color</b>	White	Black	Brown
<b>Part # AM</b>	620-3700	620-2700	620-5700
<b>Hose Length</b>	5 ft.		
<b>Dimensions</b>	4" X 5FT		



# WASHER/DRYER VENTLESS

2:18

Digital Display

16

16 Programs  
Cycles



Auto Balance



Child Lock

<b>Product</b>	2.5 cu. ft. Stackable Washer to be paired with Ventless Dryer
----------------	---

<b>Color</b>	White
--------------	-------

<b>Part # OEM</b>	610-3900
-------------------	----------

<b>Part # AM</b>	680-3900
------------------	----------

<b>Power Req'd</b>	120V
--------------------	------

<b>Amps</b>	11
-------------	----

<b>Wash Capacity</b>	26.5 lbs
----------------------	----------

<b>Inner Tub</b>	Stainless Steel
------------------	-----------------

<b>Certifications</b>	UL, Energy Star
-----------------------	-----------------

<b>Dimensions (LxWxH)</b>	23.4" x 22.25" x 33.5"
---------------------------	------------------------

<b>Weight</b>	158 lbs
---------------	---------



2:18

Digital Display



Easy Install,  
Ventless Design



Humidity Sensor



Child Lock

<b>Product</b>	4.4 cu. ft. Stackable Dryer, Ventless
----------------	---------------------------------------

<b>Color</b>	White
--------------	-------

<b>Part # OEM</b>	620-3900
-------------------	----------

<b>Part # AM</b>	690-3900
------------------	----------

<b>Power Req'd</b>	120/240V
--------------------	----------

<b>Amps</b>	30
-------------	----

<b>Drying Capacity</b>	13.9 lbs
------------------------	----------

<b>Refrigerant Type</b>	R134a
-------------------------	-------

<b>Inner Drum</b>	Stainless Steel
-------------------	-----------------

<b>Certifications</b>	UL, Energy Star
-----------------------	-----------------

<b>Dimensions (LxWxH)</b>	23.4" x 25.7" x 33.5"
---------------------------	-----------------------

<b>Weight</b>	121 bs
---------------	--------







# COMBO WASHER/DRYER VENTLESS

16


16 Programs  
Cycles



Wash & Dry  
All in One



Humidity Sensor



Child Lock

Product	2.7 cu. ft. Combo Washer & Dryer, Ventless
Color	White
Part #	600-3900
Power Req'd	120V
Amps	20
Load Capacity	26 lbs
Inner Drum	Stainless Steel
Certifications	UL, Energy Star
Dimensions (LxWxH)	23.3" x 26.5" x 33.5"
Weight	161 bs





# WATER SYSTEM

---

Safeguard one of the most crucial systems on an RV with InVision water pumps. With the highest flow rates on the market, InVision water pumps ensure a steady and reliable water supply at the twist of a knob. Never stress about water availability in your RV again; trust InVision water pumps to give RVers the confidence to explore the great outdoors without water-related worries. InVision water pumps ensure RVers will enjoy the comforts of residential water pressure while on the road with features like a built-in sensor to start and stop the pump automatically, self-priming, and an industry-leading warranty that gives RV owners peace of mind for years to come.



WATER PUMPS

# WATER PUMPS



Can Run Dry  
without Damage



Open Flow &  
Self Priming




Easy  
Install

<b>Product</b>	Aqua Pump
<b>Part # OEM</b>	320-1100
<b>Part # AM</b>	320-1200
<b>Power Req'd</b>	12V
<b>Amps</b>	7.5
<b>Pressure</b>	45 PSI
<b>Flow Rate</b>	3.0 GPM
<b>Dimensions (LxWxH)</b>	8.5" x 5.25" x 4.75"
<b>Weight</b>	5 LBS

<b>Product</b>	Aqua Max
<b>Part # OEM</b>	320-2100
<b>Part # AM</b>	320-2200
<b>Power Req'd</b>	12V
<b>Amps</b>	8.5
<b>Pressure</b>	55 PSI
<b>Flow Rate</b>	3.5 GPM
<b>Dimensions (LxWxH)</b>	8.5" x 5.25" x 4.75"
<b>Weight</b>	5 LBS

<b>Product</b>	Aqua Pro
<b>Part # OEM</b>	320-5100
<b>Part # AM</b>	320-5200
<b>Power Req'd</b>	12V
<b>Amps</b>	8
<b>Pressure</b>	60 PSI
<b>Flow Rate</b>	5.0 GPM
<b>Dimensions (LxWxH)</b>	11.2" x 5.9" x 5.5"
<b>Weight</b>	7.25 LBS

<b>Product</b>	Aqua 115V
<b>Part # AM</b>	320-6000
<b>Power Req'd</b>	115V
<b>Amps</b>	1
<b>Pressure</b>	45 PSI
<b>Flow Rate</b>	3.3 GPM
<b>Dimensions (LxWxH)</b>	8.5" x 5.25" x 4.75"
<b>Weight</b>	7.25 LBS







# Suburban

# COOKING APPLIANCES

Suburban cooking appliances are designed specifically for the unique needs of RV living, combining compact efficiency with reliable performance. Whether you're outfitting a motorhome or travel trailer, Suburban offers a range of essential kitchen solutions including gas cooktops, slide-in ranges, range hood vents, and microwaves. Built to withstand the rigors of the road, these appliances deliver home-style cooking convenience while maximizing space and energy efficiency—making them a trusted choice for RV enthusiasts seeking comfort and functionality on the go.



**COOKTOPS**



**SLIDE IN RANGES**



**RANGE HOOD VENTS**



**MICROWAVES**

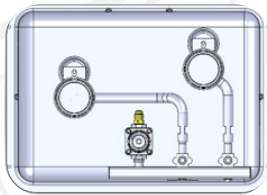
# DROP IN COOKTOPS



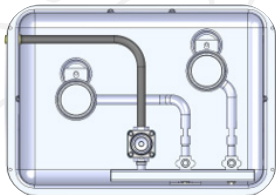
Product	SDN2U Two Burner Cooktop (Top Only)	
Color	Black	Stainless
Part #	3070ABK	3070AST



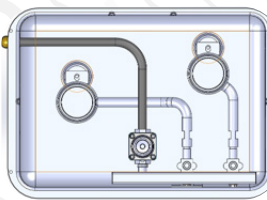
Product	2 Burner Box			
Product Configuration	3/8" Flare (non-ext)	3/8" Flare (ext left)	90° 1/4" FNPT (ext left)	90° 1/4" FNPT (ext back)
Part #	3727A	3728A	3730A	3729A
BTU	6500			



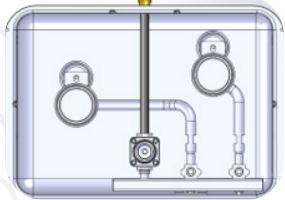
3727A



3728A



3730A



3729A

Product	Cooktop Covers				
Style	Flush Mount	Black with Wind Guards	Black	Stainless with Wind Guards	Stainless
Part # AM	3084A	3065ABK	3066ABK	3065AST	3066AST



3084A



3065ABK



3066ABK

\*3065AST/3066AST not shown



Product	SDN3 Three Burner Cooktop (Top Only)	
Color	Black	Stainless
Part #	2940ABK	2940AST



Product	3 Burner Box	
Part #	2938A	
BTU	6500 Front, 5200 Rear	



Product	Cooktop Covers				
Style	Flush Mount	Black with Wind Guards	Black	Stainless with Wind Guards	Stainless
Part #	2990A	2947ABK	2948ABK	2947AST	2948AST



2990A  
\*shown with 2940ABK - sold separately



2948ABK  
\*2947ABK not shown



2948AST  
\*2947AST not shown

# DROP IN COOKTOPS



Multiple Cooking Zones



Stainless Steel Finish



Fold Away Glass Lid



All In One Design

Product	All-In-One Two Burner Drop-In
Color	Stainless Steel
Part #	3725AST
Power Req'd	LP Gas
Burner BTU	5800, 5800
Dimensions (LxWxH)	18.25" x 14" x 3.75"
Weight	11 lbs



Product	Three Burner Drop-In
Color	Black
Part #	410-3030
Power Req'd	12V
Fuel Type	Propane
Dimensions (LxWxH)	28.25" x 15.6" x 3.3"
Weight	23.6 lbs



Compact/Portable



Fast Heating



Cool-to-Touch Surface



Multiple Cooking Modes

Product	Single Induction
Color	Black
Part #	3308A
Power Req'd	120VAC
Rated Power	1800W
Dimensions (LxWxH)	11.8" x 15.3" x 3.5"
Weight	10.5lbs



Dual Cooking Zones



Precise Temp Control



Safety Features

Product	Double Induction
Color	Black
Part #	3309A
Power Req'd	120VAC
Rated Power	1800W
Dimensions (LxWxH)	23.6" x 15.3" x 3.5"
Weight	20.5lbs






# RANGES



Multiple Cooking Zones



Spacious Oven




Fold Away Glass Lid



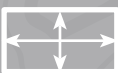
Backlit Control Knobs

Product	17" Range, Air Fryer Oven
Color	Black
Part #	3907
Power Req'd	120V
Burner BTU	9000, 6500, 6500
Oven Temp Range	250°-425°F
Dimensions (HxWxD)	18.5" X 21.4" X 23.4"
Weight	60 lbs.







Multiple Cooking Zones



Spacious Oven



Fold Away Glass Lid



Backlit Control Knobs

Product	21" Range, Air Fryer Oven
Color	Black
Part #	3910
Power Req'd	120V
Burner BTU	9000, 6500, 6500
Oven Temp Range	250°-425°F
Dimensions	24.6" X 21.4" X 23.4"
Weight	67 lbs.



# MICROWAVES



Trim Kit Sold Separately



Vented Ventilation



900 watts of Microwave Cooking Power



Stainless Finish

Product	0.9 cu. ft. Microwave	
Color	Stainless Steel	
Part #	3056AST Microwave Only	4056AST Trim Kit Only
Power Req'd	120V	
Rated Power	900 W	
Dimensions (LxWxH)	19" x 15.5" x 12"	23.4" x 15.5" x 12"
Weight	30 LBS.	



3-in-1 Microwave



Vented Ventilation




1.0 cu. ft. Capacity



Black Finish

Product	1.0 cu. ft. Microwave with Convection	
Color	Black	
Part	300-2301	
Power Req'd	120V	
Amps	20	
Dimensions (LxWxH)	23.36" x 16.57" x 15.1"	
Weight	26.6 LBS.	





# OUTDOOR GRIDDLE



18" Cooking Space



Single Knob Control



Durable Cast Iron



Incorporated Grease Trap

Product	18" Griddle
Color	Stainless Steel
Part #	3061A
Burner BTU	11,000
Connection	MALE QUICK CONNECT
Plate	CAST IRON
Dimensions (HxWxD)	18" X 11.75" X 7.5"
Weight	60 lbs.
Available Accessory	4002A -- Wall Mount Bracket



Base Only



Single Knob Control

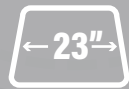


Multiple Connection Types



Incorporated Grease Trap

Product	18" Griddle BASE ONLY
Color	Stainless Steel
Part #	4032A4031A
Burner BTU	19,000
Connection	MALE QUICK CONNECT (RIGHT)3/8" FLARE CONNECTION
Dimensions	23" X 11.75" X 7.5"
Weight	67 lbs.



18" Cooking Space



Single Knob Control



Durable Cast Iron




Incorporated Grease Trap

Product	23" Griddle
Color	Stainless Steel
Part #	3081A / 3098A
Burner BTU	19,000
Connection	MALE QUICK CONNECT (RIGHT)
Plate	CAST IRON
Dimensions	23" X 11.75" X 7.5"
Weight	67 lbs.

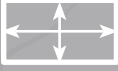


# OUTDOOR GRIDDLE







Removable Stone  
for Easy Cleaning



Spacious 13"  
Design



Thermometer  
Temp Gauge



Stainless Steel  
Lining

Product	Pizza Oven for 18" Griddle
Color	Cast Iron
Part #	4037ALG
Dimensions (HxWxD)	18" X 11.75" X 7.5"
Weight	60 lbs.



LODGE  
CAST IRON



Even Heat  
Distribution



Made without  
Forever Chemicals



Pre-Seasoned

Product	Pre-Seasoned Lodge Griddle Plate	
Color	Cast Iron	
Size	18" Griddle	23" Griddle
Part #	4037ALG	4038ALG
Dimensions (HxWxD)	18" X 11.75" X 7.5"	
Weight	60 lbs.	





# Suburban

# REFRIGERATION

---

Suburban brings the comforts of home to the road with its versatile refrigeration line, designed specifically for RV living. Featuring dual swing door refrigerators that offer flexible access from either side and a spacious French door, residential-style refrigerator for those seeking premium storage and style, Suburban's refrigerators are built to withstand the rigors of travel without compromising on performance. With advanced cooling technology, adjustable shelving, and energy-efficient operation, these units deliver reliable food preservation whether you're parked at a campsite or cruising down the highway.



**RESIDENTIAL STYLE**



**DUAL SWING**

# REFRIGERATORS



Bottom Mount  
Freezer Drawer



Dual Swing Door



Humidity Control  
Drawers



Black or Stainless  
Finish

Product	10.7 cu. ft. Dual Swing Refrigerator
Color	Black
Part #	100-2667
Power Req'd	DC 12V
Amps	12
Temp Range	Fridge: ~33°F - ~45°F    Freezer: -4°F - 10.4°F
Refrigerant/Quantity	R600a / 1.69 fl. oz.
Dimensions (LxWxH)	59.8" x 23.6" x 25.9"
Weight	127.6 lbs



French Style  
Doors



Humidity Control  
Drawers



Additional  
Freezer Drawer



Black or Stainless  
Finish

Product	18 cu. ft. French Door Refrigerator with 2 Freezers
Color	Stainless Steel
Part #	100-4153
Power Req'd	DC 12V
Amps	12
Temp Range	Fridge: 33.8°F - 44.6°F    Freezer: 0.4°F - 10.4°F
Refrigerant/Quantity	R600a / 2.54 fl. oz.
Dimensions (LxWxH)	32.8" x 26.9" x 72.1"
Weight	240 lbs



# **APPLIANCES**

---

**CAN is the Italian manufacturer of hobs and sinks whose products can be found off the most exclusive coastlines, and in the heart of the wildest landscapes.**

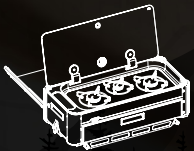
**For over thirty years CAN have stood for quality within the kitchen for the marine market. Supplying Hobs and Sinks with professional performances, designed for those who, even whilst traveling, wish to cook just as they would at home.**



**GAS HOBS**



**SINKS**



**OUTDOOR KITCHENS**



# GAS HOBS & COMBO UNITS



Elegant Stainless Steel Design



Space Saving Glass Lid



Piezo Ignition



Safety Flame Sensors

<b>Product</b>	Two Burner Drop-In
<b>Color</b>	Stainless Steel
<b>Part # OEM</b>	3045AST
<b>BTU</b>	9212
<b>Ignition</b>	Piezo
<b>Dimensions (LxWxH)</b>	20.9" x 13.39" x 4.17"
<b>Weight</b>	8.69lbs



Elegant Stainless Steel Design



Space Saving Glass Lid



Piezo Ignition



Multi Functional Design

<b>Product</b>	Single Burner/Left Sink
<b>Color</b>	Stainless Steel
<b>Part # OEM</b>	3257AST
<b>BTU</b>	5800
<b>Ignition</b>	Piezo
<b>Dimensions (LxWxH)</b>	20.9" x 13.39" x 6.05"
<b>Weight</b>	8.38lbs



Elegant Stainless Steel Design



Space Saving Glass Lid



Piezo Ignition



Multi Functional Design

<b>Product</b>	Two Burner/Sink Combo
<b>Color</b>	Stainless Steel
<b>Sink</b>	Right
<b>Part # OEM</b>	3048AST
<b>BTU</b>	9212
<b>Ignition</b>	Piezo
<b>Dimensions (LxWxH)</b>	30.2" x 13.9" x 6.10"
<b>Weight</b>	12.8lbs



# SINKS & OUTDOOR KITCHENS



Elegant Stainless Steel Design



Unique Square Design



Easy To Clean

Product	Square Sink
Color	Stainless Steel
Part # OEM	3254AST
Dimensions (LxWxH)	14.1" x 14.1" x 6.38"
Weight	3.35lbs



Dual Cooking Zones



Precise Temp Control



Safety Features

Product	Slide-out Kitchen	
Color	Stainless Steel	
Slide Base	Portrait Slide	Landscape Slide
Part # OEM	3250AST	3258AST
BTU	9212	
Ignition	Piezo	
Dimensions Closed (LxWxH)	33" x 14.8" x 9.8"	30.1" x 19" x 9.8"
Weight	56.97lbs	34.46lbs



# VOYAGER

## APPLIANCES

Voyager is the trusted name in RV sanitation, built for those who explore with purpose and demand comfort wherever the road leads.

Voyager has delivered premium toilets and sanitation solutions designed for the modern traveler. Engineered for durability and effortless performance, our products bring the comfort of home to life on the road—whether you're parked in the pines or cruising the open highway.

Voyager stands for cleanliness, simplicity, and freedom—because adventure should never mean compromise.



TOILETS



# TOILETS



Anti-Freeze Valve  
Down to -40°



Ergonomic  
Foot Pedal



Easy To Install &  
Clean

<b>Product</b>	Toilet with Plastic Bowl
<b>Color</b>	White
<b>Part # OEM</b>	700-0092
<b>Part # AM</b>	780-0092
<b>Dimensions (LxWxH)</b>	20.51" x 14.17" x 19"



Anti-Freeze Valve  
Down to -40°



All Ceramic Bowl & Durable  
Plastic Base



Rims to Prevent  
Splashing

<b>Product</b>	Toilet with Porcelain Bowl
<b>Color</b>	White
<b>Part # OEM</b>	700-0091
<b>Part # AM</b>	700-0091
<b>Dimensions Closed (LxWxH)</b>	18.27" x 14.17" x 17.60"





An **AIRXCEL** Brand

2525 John Weaver Parkway

Elkhart, IN 46514

574.262.0449

[www.airxcel.com](http://www.airxcel.com)

*Specifications, features, and availability are subject to change without notice. InVision is not responsible for printing errors or omissions. Images may be representative and may not reflect the latest product updates. Please consult your dealer or visit our website for the most current information.*